

# FABRIC POP UP STRAIGHT

---



## Sizes Available

---

**3x2:** H 225 x W 153 x D 29cm

**3x3:** H 225 x W 225 x D 29cm

**3x4:** H 225 x W 301 x D 29cm

**3x5:** H 225 x W 374 x D 29cm

All sizes are approximate

## Recommended Media

---

210gsm Display Polyester

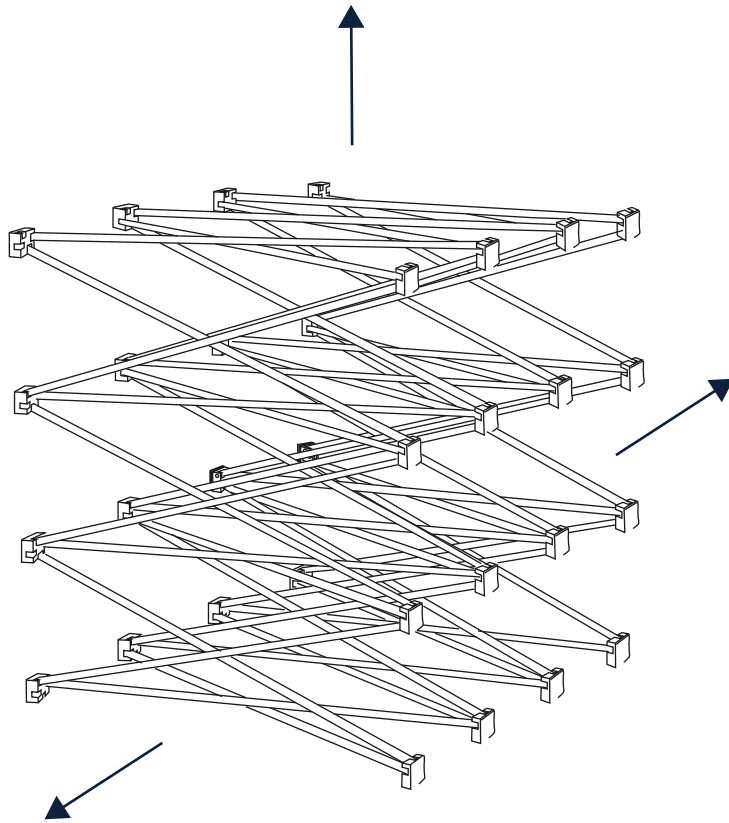
230gsm Display Polyester

260gsm Display Polyester

## ASSEMBLY INSTRUCTIONS

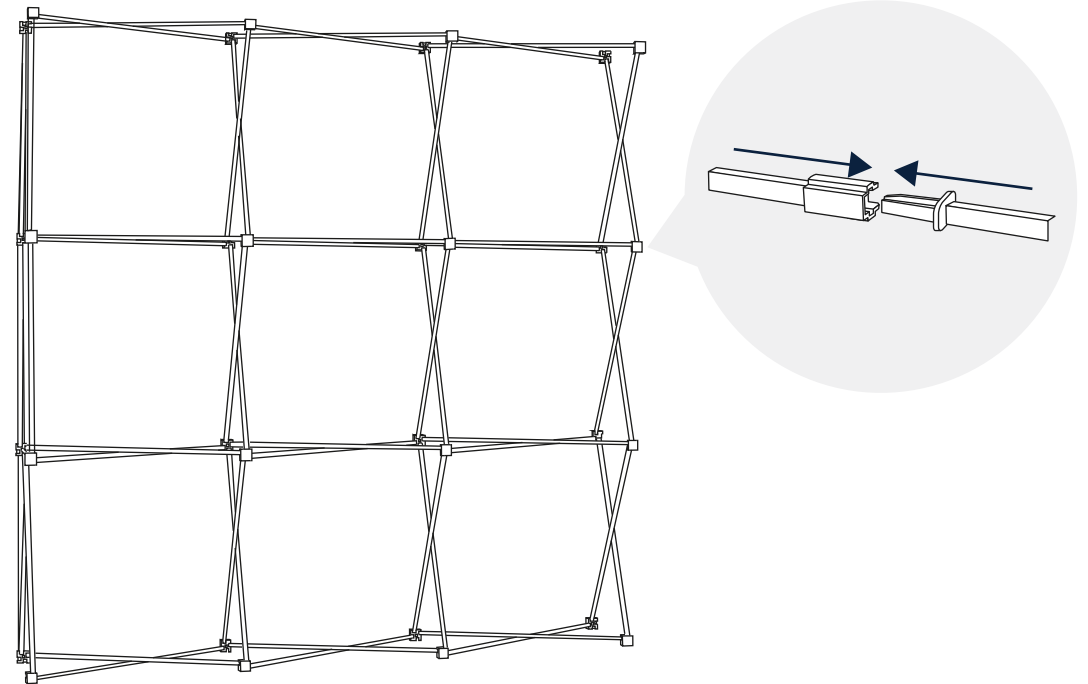
Remove frame from carry case.

- 1 Expand the frame to open position with the adjustable feet on the floor.



- 2

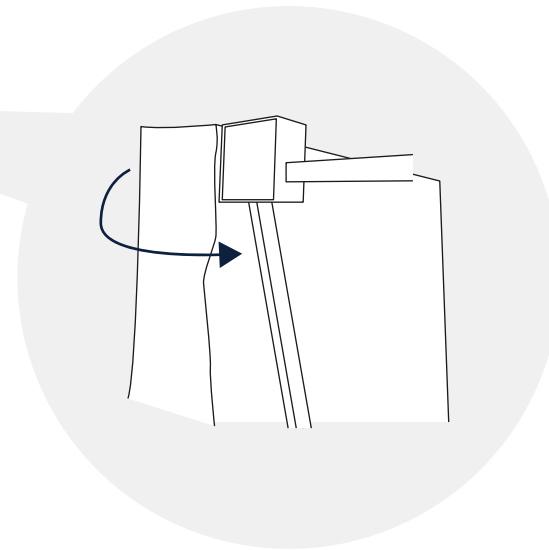
Starting from near the centre, ensure locking arms are locked together on every joint.



## ASSEMBLY INSTRUCTIONS CONTINUED

3

Attach your textile graphic to the framework using the hook & loop fasteners which are placed around the perimeter of the frame and graphic. Ensure you keep the fabric as straight as possible as you affix to each corner.



For extra stability, optional feet are available.

**SKU:** POP-F-FEET